

GIFKINS DOVETAIL - NEWSLETTER #2 - January 2003

To our many valued customers,

Welcome to our latest newsletter. With sales of the jig up 59% last year, I rarely found the time to write Woodworking Plans and Newsletter items. The Christmas break, without any shows, has given me a chance to catch up. I hope all our customers will find items of interest in this newsletter. Keep up the dovetailing,

Roger Gifkins

Safety

Remember that woodworking can be a dangerous pastime, and organize your work practices so that when you slip, you do it safely! Use push blocks, so that it is the push block that is destroyed, not your fingers.

Boxmaking Cutters from Gifkins Dovetail

Gifkins Dovetail has recently added two new cutters to its range, specially designed by Roger Gifkins for his boxmaking requirements. The Panel Raising Cutter is similar to a Dish Cutter, but it has a 8° negative shear angle to ensure the cleanest possible finish on the raised panel. This cutter can be used in conjunction with the Rebate Cutter (formerly called a Face Inlay Cutter) which was released by Gifkins Dovetail last year.

The second new cutter is a Tenon Cutter, again with an 8° negative shear angle, which gives results as clean as a spiral cutter but without the high cost of a spiral. It can be used for tenons up to 20 or 25 mm long, with a shoulder height of up to 13 mm. It is ideal for frame and panel work when used with a conventional slot cutter and the Panel Raising Cutter above. The new cutters are made in Australia by Carb-I-Tool and are only available direct from Gifkins Dovetail, priced at \$42 each.

These two new cutters are included in a set of four Boxmaking Cutters, along with the Rebate Cutter and a conventional 50 mm slot cutter, and the set is available for the reduced price of \$155. All 4 cutters are ½" shank. This set fits in beautifully with the Boxmaking Plans now available from Gifkins Dovetail.

ALUMINIUM STOPS

We are now getting a custom extrusion made up for the sliding stop on the jig. Whilst I like the timber

stop with its dovetail joints, timber is not the best material to use for components that need to remain accurate. The cut surface on the new aluminium stops is milled flat and square, providing long term accuracy. The new stops will fit all jigs made since May 1999, and are now available, priced at \$29 plus \$5 postage. The dovetailed timber stops will still be available for those that want them.

WEB SITE

We continue to add to our web site, and appreciate feedback on any difficulties you have, or any improvements we could make to it. We have added more pages as PDF files so you can download and print them. These are **FREE** downloads! You need Acrobat Reader to access these (if you don't have Acrobat Reader, you can download it from our web site). They now include:

- Full Jig instructions - updated March 2002
- Router Table Plans
- Flyer with full details on the Jig
- Frame and Panel Plans *** NEW 12/02 ***
- Wooden Hinge Plans *** NEW 01/03 ***
- Newsletter 2002
- Newsletter 2003

If you wish to receive our newsletters by email, please send your email address to:

gifkins@midcoast.com.au

so we can update our records. Whilst we will occasionally send newsletters by post, we will email newsletters like this more often.

SUPPLIERS I USE

I often get calls from customers wanting to know where I get things from, so I will give contact details for some of my regular suppliers:

Hinges:

McCallum & Co Pty Ltd
305 Trafalgar St Petersham NSW 2049
Ph 02 9560 2599

I use their No.6 x 25 mm Brass Butts. These are better made than ones from the hardware stores, but still need cleaning up and polishing.

Hafele Aust Pty Ltd
Unit 7, 12 - 18 Victoria St Lidcombe NSW 2141
Ph 02 9646 5022

They make a barrel type hinge, called a Zysa hinge, which is 10 mm diameter, opens out 180° and is quick to fit. Only suitable for timber 13 mm to 14 mm.

Hardware for Creative Finishes
PO Box 1732 Rozelle NSW 2039
Ph 02 9764 5755

They sell the Zysa hinge as well as 5 mm pin hinges and butt hinges (I don't know the quality of the butts)

Small Screws:

East Gippsland Saw Service
Po Box 1168 Bairnsdale Vic 3875
Ph 03 5152 1001
Screws down to 0g x ¼"

Sandpaper for finishers and discs:

Abrasive Products Pty Ltd
10 Bentley St Wetheral Park NSW 2164
Ph 02 9756 2844 (also in Bris, Melb & Adelaide)
I use their Tuff-Cut paper which is a cloth backed paper that stays very flat, rather than curling up at the edges like most papers.

Bandsaw Blades:

Pacific Saws International
PO Box 5224 Minto NSW 2566
Ph 02 9820 5022
I use their flexback blades, ½" x 3 TPI for resawing, ½" x 6 TPI for general work and ½" x 14 TPI for fine joinery.

Thin Timber:

Whilst I usually cut timber down to size on the bandsaw, I also buy interesting pieces at 10 mm thick from:

WAYWOOD TIMBERS Pty Ltd
69 Braibrise Rd Wilson WA 6107
Ph 08 9451 1686
Lace Sheoak and Fiddleback Jarrah

Trend Timbers
Lot 1 Cunneen St Mulgrave NSW 2756
Ph 02 4577 5277
Desert timbers thickened to 10 mm plus wide range of cabinet timbers at thicker dimensions.

J&C Thin Timber supplies
17 Van-Doren Rd Gympie QLD 4570
ph 07 5482 8561
I haven't dealt with them, but they advertise timber cut to any thickness.

SHOWS FOR 2003

We will be demonstrating the dovetail jig and selling our products at the following Timber & Working with Wood Shows in 2003:

- Auckland NZ 28 – 30 March
- Brisbane 23 – 25 May
- Sydney 20 – 23 June
- Adelaide 25 – 27 July
- Newcastle 15 – 17 Aug
- Canberra 5 – 7 Sep
- Melbourne 3 – 5 Oct
- Perth Not sure if we will be there

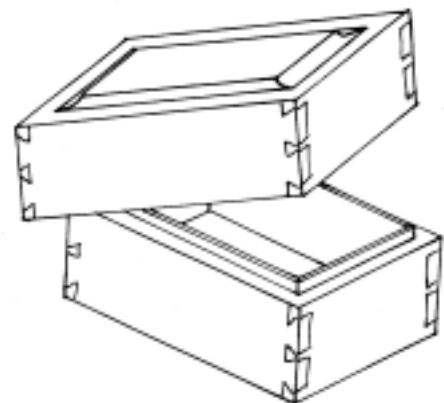
I will be giving a Boxmaking seminar each day at all the shows except Newcastle and Perth. This year I will be demonstrating Box construction and Frame & Panel construction, using the new cutters detailed above.

Frame & Panel plans

As mentioned above, you can download free plans for small frame & Panel construction from our web site, or alternatively they are available by post for \$5. These plans give lots of detail for accurate small work, and are a useful addition to our "Boxmaking plans - introduction to small joinery" for those that bought the boxmaking plans before Oct 2002. Since then they have been included.

Seminar Project 2002

At some of the timber shows last year I made a small box which some of you may find an interesting project.

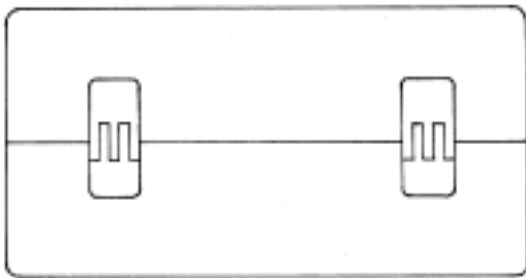


This is a loose lid box, split in the middle to form the lid, with an internal lining in the bottom half to locate the lid in place. The cutting list is:

Sides	2 @ 142 x 80 x 8
Ends	2 @ 87 x 80 x 8
Top & Bottom	2 @ 134 x 80 x 8
Lining	2 @ 125 x 36 x 4
	2 @ 71 x 36 x 4

Don't cut the lining to length till you have glued up the box, then cut to fit. The lining is mitred in the corners, and I did this on the disk sander. Choose contrasting timbers for the box side / ends to highlight the dovetails. Choose interesting timber for the top panel, I used Lace Sheoak from WAYWOOD TIMBERS. The 80 mm height was picked to suit the H10 dovetail template, using the Variable Spacers to increase the center pin by 4mm. After gluing up, the box was cut in half on the bandsaw with a 14 TPI blade, but you could use a handsaw. Slotting for the top & bottom was done with the Rebate Cutter (Face Inlay Cutter) and the panels were brought down to 4 mm with the Raised Panel Cutter (Dish cutter).

Wooden Hinges



I have just finished writing detailed plans for a simple wooden hinge. These plans go into detail on the jigs that I make up for finger joints, cutting rebates etc. and include all you need to know for making and fitting these beautiful hinges. The plans are available as a free download on our website, or by post for \$5. We are also selling the Spiral cutters and Spur Point drill bits needed for this project. I hope to write plans for my double action hinge next Christmas, so if interested, check the web site.

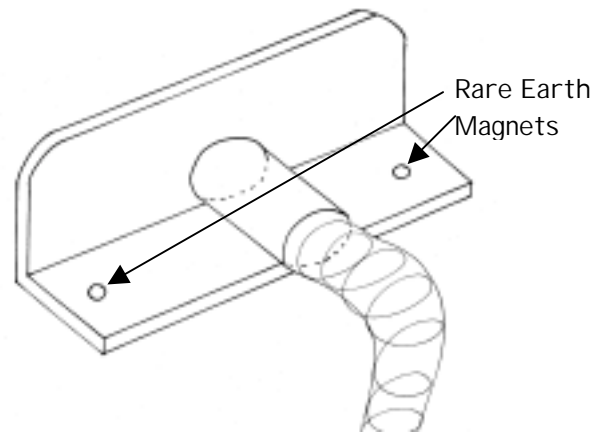
Thickening Thin Timber

For thickening stock less than about 13 mm, I find I get better results if I use an accurately thickened board under the workpiece, so that the two pieces are fed through together. A piece of 18

mm pine that is longer and wider than the workpiece is ideal. Don't forget to add 18 mm to the thickness you want when setting the thicknesser! Keep this backing board for future use. You don't need cleats on the bottom board to hold the workpiece - they will feed through together OK just stacked on top of one-another. Candle wax on the bottom of the pine board helps it with going through the thicknesser.

Dust Hood

I use a simple dust hood on the router table when dovetailing, using Rare Earth Magnets to hold it in place. This is much quicker than using clamps.



My hood is made from Polycarbonate, so people can see through it, although it could be made from 12 mm MDF. Dimensions are aprox. 400 mm long, 200 mm high and the base 150 mm wide. I used storm water PVC pipe on the jig, the same diameter as my extraction hose. I drilled 12 mm holes through the base and glued 12 mm diameter x 12 mm long Rare Earth magnets into it, that line up with Rare Earth magnets set into my table. If using a Triton Table (or any table with a steel top) you only need magnets in the fence. Rare Earth Magnets are available from: A Magnetic Force 43 / 5 ponderosa Pde, Warriewood NSW 2102 Ph 02 9999 2388

If you received this Newsletter by post, and want to go on receiving regular updates, please send us an email address if possible so we can email the newsletters in future.

PRICES (inc G.S.T) January 2003

Standard Dovetail Package	Jig with any 1 template + 1 straight cutter + 1 dovetail cutter	\$299
Deluxe Dovetail Package	Jig with any 2 templates (from 2 different series) + 2 straight cutters + 2 dovetail cutters	\$449
Masters Dovetail Package	Jig with any 3 templates (from 3 different series) + 3 straight cutters + 3 dovetail cutters	\$599
"The Lot" Dovetail package	All the templates + All the cutters + Variable Space Upgrade + Extra Sliding Stop (6 templates + 3 straight cutters + 3 dovetail cutters)	\$849
Template Upgrades	Any one template + backing boards + pair of cutters	\$173
Variable Space Upgrade	Set of Phenolic Resin spacers + instructions (post + \$5)	\$ 29
Extra Templates	"A" series (A10 or A20) "B" series (B10 or B20) "H" series (H10 or H20) - each	\$ 79
Extra backing boards	Pair	\$ 8
Extra Cutters	"A" series, "B" series or "H" series Straight cutter - each	\$ 38
	"A" series, "B" series or "H" series Dovetail cutter - each	\$ 48
Extra Aluminium Sliding Stop		\$ 29
Videos	Gifkins Dovetail Jig - Demonstration Video - 15 min (post + \$5).	\$ 16
	Making a Gifkins Dovetailed Box - Video - 70 min. (includes demo video) (post + \$5)	\$ 49
Boxmaking Plans	Introduction to small joinery by Roger Gifkins (now includes Frame & Panel plans) post + \$4	\$ 25
Plans <u>PLUS</u> video	(post + \$6)	\$ 69
Frame & Panel Plans	(post free) - these plans are now included as part of the Boxmaking Plans above.	\$ 5
Boxmaking Cutters	Rebate cutter (Face inlay cutter) ½" shank - for use with boxmaking plans	\$ 43
	Panel Raising Cutter (Dish cutter) ½" shank - for use with boxmaking plans	\$ 42
	Tenon Cutter (Down Shear Cutter) ½" shank - for use with boxmaking plans	\$42
	50 mm Slot Cutter ½" shank - for use with boxmaking plans	\$42
Set of Boxmaking Cutters	All 4 boxmaking cutters - as above (post + \$5)	\$155
Hinge Cutters	3.2 mm Solid Carbide Spiral Cutter - ¼" shank	\$ 39
	2 mm Spur Point Drill Bit	\$ 9
Precision Square	125 mm x 80 mm (outside measurements)	\$ 20
Post and Packing	Standard or Deluxe Dovetail Packages - Australia wide	\$ 18
Post and Packing	Masters or "The Lot" Dovetail Packages - Australia wide	\$ 28
Post and Packing	Template & cutters - Australia wide	\$ 11

We accept Bankcard, MasterCard, Visa, Amex & Diners on Phone, Fax, Mail or Email orders. We also accept personal cheques, money orders and Bank Cheques with mail orders, or orders can be sent C.O.D. with Australia Post. Orders are sent registered and insured with Australia Post and orders received before 3 pm are dispatched that day. We also sell direct from the workshop, but please ring to make sure we are open.

GIFKINS DOVETAIL

ABN 74 306 570 345

Roger and Jenny Gifkins, 619 Belmore River Rd, Via Kempsey NSW 2440, AUSTRALIA

Ph 02 6567 4313 Fax 02 6567 4681

email: gifkins@midcoast.com.au

www.gifkins.com.au